

Abstraction

The bottom of the slide features several overlapping, organic shapes in shades of orange, brown, and pink, creating a decorative footer.

I can listen to others and respectfully add my thoughts.

I can identify the most important features (parts) of an object.

I can define abstraction.





At the end of the video, you will share with a partner something that you learned, noticed, or wonder.

I think _____.

I wonder _____.

I noticed _____.



Abstraction

Taking something complex and making it simpler



Removing unnecessary parts or information






Which one of these pictures is an abstraction of a cat?
How many features does the abstraction include?

Look at the abstraction picture.
What do you think the abstract picture is showing?




How many features are included in this abstraction?
Why are those features important?

Look at the abstraction picture.
What do you think the abstract picture is showing?




I think it is an abstraction of a _____ because _____.

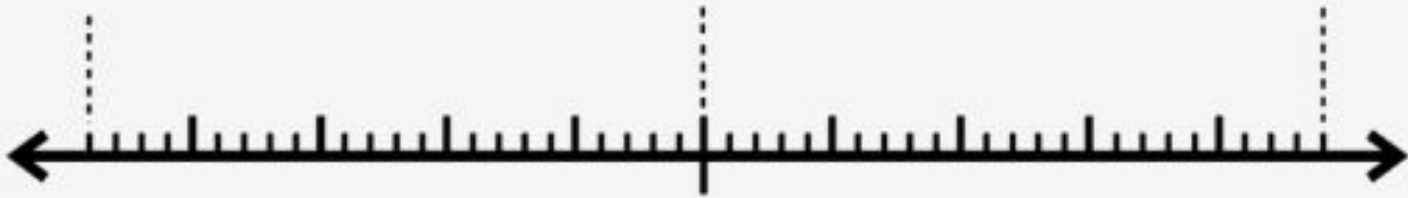
Look at the abstraction picture.
What do you think the abstract picture is showing?



I think it is an abstraction of a _____ because _____.







Abstraction

Taking something complex and making it simpler

Removing unnecessary parts or information



Name _____

1. Circle all the abstractions.



Post-assessment

2. Circle the car that is the most abstract.



Materials

Blank paper



Pencil



Crayons



Materials

Blank paper



Pencil



Crayons



Class Cat List

